



<p><i>EDUC 325</i> is designed to help you help children learn important mathematical concepts, skills, and problem solving techniques. In the process it is hoped that your thinking will be challenged and your interest in mathematics stimulated.</p>	<p>Students in EDUC 325 must have:</p> <ol style="list-style-type: none"> <li>1. A minimum grade point average of 2.7</li> <li>2. Completed EDUC 150 and 155</li> <li>3. Completed MATH 125 with a C or better</li> <li>4. Passed the PPST in mathematics</li> </ol>
---	--

**EXPECTED STUDENT OUTCOMES (ESO):**

- ESO 1. You will review the content underlying and included in elementary school mathematics programs.
- ESO 2. You will develop an understanding of the NCTM *Principles and Standards for School Mathematics*.
- ESO 3. You will develop an understanding of the PA Mathematics Standards.
- ESO 4. You will demonstrate competency of basic elementary mathematical operations and procedures.
- ESO 5. You will acquire an understanding of basic elementary mathematical concepts.
- ESO 6. You will develop a comprehensive view of an appropriate mathematics curriculum, goals of instruction, and types of mathematical learning.
- ESO 7. You will learn specific strategies to teach selected content to specific children as well as general teaching strategies appropriate for differentiating instruction for all learners.
- ESO 8. You will develop pedagogical skills: planning, selection of appropriate materials and lessons, managing a mathematics class, diagnosing, and evaluating.
- ESO 9. You will become familiar with a variety of manipulatives.
- ESO 10. You will develop an understanding of how to integrate the use of technology into the study of and the teaching of mathematics.
- ESO 11. You will become conscience of equity issues in the study of mathematics.
- ESO 12. You will develop a positive attitude toward teaching mathematics.

**YOUR PERSONAL GOALS: List 3 or 4 goals of your own.**


1. \_\_\_\_\_
2. \_\_\_\_\_
3. \_\_\_\_\_

4. \_\_\_\_\_

**REQUIRED TEXTS:**



Martinez, Joseph G.A. and Martinez, Nancy C., *Teaching Mathematics in Elementary and Middle School: Developing Mathematical Thinking*. Upper Saddle River, NJ: Pearson Education, Inc., 2007.  
Companion Website URL: [www.prenhall.com/martinez](http://www.prenhall.com/martinez)



Sherman, Helene J., Richardson, Lloyd I., and Yard, George J., *Teaching Children Who Struggle with Mathematics: A Systemic Approach to Analysis and Correction*. Upper Saddle River, NJ: Pearson Education, Inc., 2009.

*Additional invaluable resource for you to use all semester.*



<http://standards.nctm.org/>  
sign up for free 120 day access to document



**Academic Standards for Mathematics  
Assessment Anchors**  
<http://www.pde.state.pa.us>

**COURSE SCHEDULE:**

Jan 20	Course Introduction and Standards	M 1
Jan 23	Pre-Student Teaching Questionnaire – Mrs. Modjadidi Section A 9:00 to 10:00; Section B 1:00 to 2:00	
Jan 27	Learning Mathematics Review basals and <i>Investigations</i>	M 2; S 1
Feb 3	Thinking Mathematically Problem Solving	M 3 S 9
Feb 10	Test #1 Assessment	M 4
Feb 17	Early Number Concepts Book Reviews due	M 5; S 2
Feb 24	Test #2 Whole Number Operations – Addition & Subtraction	M 6; S 3 & 4
Mar 3	<b>Spring Break – no class☺</b>	
Mar 10	Test #3	



Mar 13

Preparation for Pre-Student Teaching Field Experience – Mrs. Modjadidi  
Section A 9:00 to 10:00; Section B 1:00 to 2:00

Mar 17

Geometry  
Measurement

M 8

M 9; S 10

**Pre-Student Teaching Field Experience - March 23 through May 1**

Mar 31

Job Fair – attendance required in the morning (these hours count towards your 90)

Mar 24

Algebra  
Data Analysis & Probability

M 10

M 11

Mar 31

Test #4  
Fractions

M 12 &amp; 13; S 7 &amp; 8

Apr 7

Class Presentations

Apr 14

Class Presentations

Apr 21

Class Presentations

Apr 28

Bridging Elementary &amp; Middle School

M 14

April 27



**Preparation for Student Teaching in Fall 2009 – 4:00 PM****This is mandatory for all who are approved for student teaching in the fall.****COURSE ACTIVITIES:**

1. **Participation in class.** There is a difference between active participation and passive participation. Passive participation is showing up for class, taking notes, and even looking interested in what's going on in class. Active participation is the expectation – that is you are expected to contribute in class by being alert, interested, engaged, and cooperative. Expect to both answer and ask questions. Be anxious to share your thoughts on problem solving and your readings. Show that you are prepared. Talk about what you have read. (ESO \_\_\_\_\_)



2. **Read and be prepared to discuss all reading assignments.** You will need to show that you are reading assignments through your discussions in class and through your tests. (ESO \_\_\_\_\_)


3. **Study for tests.** You will have four tests on the content of the textbooks and related class discussions and presentations. We will go over some of the material in your texts, but you are responsible for knowing all of it. It is always beneficial to form study groups to discuss the content of the texts to help prepare for the tests. (ESO \_\_\_\_\_)
  
4. **Demonstrate the ability to use a word processing program, the Internet, the SmartBoard, and the Student Response System.** All written work that is turned in must be done via word processing. Use a 12-point, easy to read font. Do not use all caps. Use 1 and 1/2 " line spacing and 1" margins all around. All written assignments will be graded for proper grammar and composition. Use the APA Style Format. If you are at all concerned about your writing ability, visit the Writing Center. (ESO \_\_\_\_\_)
  
5. **Group Project.** Plan, prepare, and present to the class the mathematics curriculum for a given grade level. The presentation must include a brief overview of the curriculum at the grade level, hands-on whole group learning activities, and a learning center designed by each member of the group. The overview and the whole group activities are a group project and will be graded as a group grade. The overview should be done via **PowerPoint**. The group must submit a 2 to 4 page summary of their presentation – stating what they did and a rationale for everything. The presentation must also incorporate the use of the **SmartBoard** and the **Student Response System** technology. The learning centers will be graded individually. Each learning center must have a **minimum** of three activities **plus** a related website activity **and** a related literature activity. Each center must be based on a **specific NCTM content standard**. Each person should pick a different content standard. Each individual must submit a **spreadsheet** containing a list of activities for the learning center, the objective for each activity, the cognitive domain, the intelligence being used, and alignment to the PA Math Standards. The whole group activities and the activities in the learning centers should all be different. See the rubric for further details on grading. Each group will have 2 hours to present. The first hour will be devoted to the brief overview and the whole group activities. The second hour will be used to explore the activities at the learning centers. You will need to have enough handouts for each class member. A student worker in the education department will do the copying for you free of charge if you request it 2 days in advance. Students should all expect to do the activities at the centers. Participation is important to your learning. Students will critique each presentation and learning center. (ESO \_\_\_\_\_)



6. **Book reviews.** Summarize and discuss how three different children's books can be used to teach mathematics. Each book must focus on a different NCTM **content standard**. Include complete reference material. Scan a picture of the book to include in the reference material. Each review should be 2 to 4 pages in length. The summary of the book should be less than 1 page. The discussion on how to use the book should be 2 to 3 pages. You must include a discussion of how the book and your activities align with the standards – be very specific and site the standards you are using correctly using APA style. Use the internet to search for teaching ideas and site your references using APA. You may also find ideas in *Teaching Children Mathematics*. You must find your activity ideas in print or on the internet. Do not make them up on your own or use things you have seen in your field experiences. You will be graded on content, style, and research. **Due date: Feb 17.** (ESO \_\_\_\_\_)

7. **Complete Pre-Student Teaching Field Experience requirements.** A separate syllabus will be distributed in class prior to the beginning of the field experience. You will be expected to fulfill all the requirements and submit evidence of your performance in a portfolio. In addition your cooperating teacher will complete an evaluation of your competency in accordance with the Pennsylvania School Code Chapter 354. Your College instructors will visit you weekly to monitor your progress. You will keep a daily attendance sheet - ***you are required to complete a minimum of 90 hours during this experience*** - and submit that as evidence of your attendance at the conclusion of the experience. Due to holidays in the public schools, you will need to find additional hours to make sure you meet the minimum hours requirement. This experience is expected to totally prepare you for student teaching. You should expect to go beyond the requirements and prove your dedication and work ethic. **Students who fall short of the expectations will not be approved for student teaching without completing further successful fieldwork.** (ESO \_\_\_\_\_)

**COURSE EVALUATION:**



Your performance in the following areas will determine your final grade:

Curriculum Project: Overview & Whole Group Activities	15%
Curriculum Project: Learning Center	15%
Book Reviews	15%
Test 1	10%
Test 2	10%
Test 3	10%
Test 4	10%
Pre-Student Teaching Experience	15%

Your performance in all areas will be graded in accordance with Moravian College's standards of academic achievement as stated in the Student Handbook.

Fulfilling any given requirement does not automatically guarantee an A or full points for an assignment. A's (full points) are given to those students who go beyond the requirements and expectations. Assignments must show evidence of time, effort, originality, and dedication to the research process. Assignments will be graded by the instructor. It is within the instructor's purview to apply qualitative judgment in determining grades for an assignment or for the entire course. **You will not be permitted to redo your work for a better grade. There are no additional assignments for extra credit.**

The following grade conversions will be used in determining your recorded letter grade for the course:

94-100 %	A	90-93.99 %	A-
87-89.99 %	B+	84-86.99 %	B
80-83.99 %	B-	77-79.99 %	C+
74-76.99 %	C	70-73.99 %	C-
67-69.99 %	D+	64-66.99 %	D

60-63.99 %	D-	0-59.99 %	F
------------	----	-----------	---



**ATTENDANCE POLICY:** You are expected to attend every class. Absence for illness will be excused with written verification from a healing practitioner. You need to email the instructor prior to any class that you will be missing. Your final grade in the course will be lowered by one partial letter grade (i.e.: A to A- or B+ to B) for every cut class. Lateness will be noted and count towards cuts – two latenesses equals one absence. Anyone missing more than three classes should seriously consider dropping the class.

**EXPECTED WORK LOAD:** You should expect to work between 4 and 10 hours per week preparing for this class. This includes reading the text, reading other professional journals and books, doing research online, studying, working on projects, and preparing for class presentations. When you begin your pre-student teaching field experience you will spend your time researching and preparing lessons and activities for your students, journaling, and completing your portfolio.

**EXTRA CREDIT:** Make sure you know the requirements for all assignments and have fulfilled them prior to submitting your assignments. You may not redo assignments for better grades. There are no extra assignments for extra credit.

**WRITING CENTER:** You are encouraged to submit your assignments to someone at the Writing Center for proofing prior to submitting them for grades.

**STUDY GROUPS:** You are encouraged to form a study group to discuss the material in your textbooks and to help you prepare for tests.

**SPECIAL NEEDS:** Day students who wish to disclose a disability and request accommodations under the Americans with Disabilities Act (ADA) for this course first **MUST** meet with either Mr. Joseph Kempfer in the Office of Learning Services or Dr. Ronald Kline in the Counseling Center. Comenius Center students who believe that they may need accommodations in this class are encouraged to contact the Dean of the Comenius Center as soon as possible to enhance the likelihood that such accommodations are implemented in a timely fashion.

**ACADEMIC HONESTY POLICY:** The Moravian College policy on academic honesty will be followed. A copy of the policy is included on the Blackboard site and in the Student Handbook. A copy of the College guidelines concerning plagiarism is also included on the Blackboard site.

**BLACKBOARD:** We will be using **Blackboard**. Register immediately. The password is mathisfun. Make sure you check the sight daily for updates. If class needs to be canceled due to weather, I will post it on Blackboard.

**CELL PHONES:** Make sure all cell phones, pagers, etc. are turned off prior to the beginning of class. Cell phones may not be visible during class – no texting, surfing, etc.

**ATTIRE:** Although you do not have to dress for class as if you were attending your field experience, you are expected to be presentable. Hats (caps) may not be worn in class unless they are part of a costume for a presentation. When you are doing a formal presentation to the class, dress professionally.

**This syllabus is subject to change.**